

2016 CFORCE 500 LX HO (2 ups)


Performance and comfort	\$1,000
Safety	\$400
Accessories	\$1,485



ENGINE

TYPE	Single-Cylinder, 4-valve, SOHC
DISPLACEMENT	495 cc
BORE & STROKE	91 × 76,2 mm (3.58 x 3 in)
COMPRESSION	10.3 : 1
ENGINE BRAKE	Standard
FUEL SUPPLY	BOSCH EFI SYSTEM
MAXIMUM TORQUE	34 FT/LB (46 N.m / 5800 rpm)
MAXIMUM POWER OUTPUT	37.5 HP / 6800 rpm (28 KW / 6800 rpm)
COOLING SYSTEM	Liquid
IGNITION	Electronic by BOSCH
STARTING	Standard electric (Manual optional)
BATTERY	30 Amp



TRANSMISSION

TRANSMISSION	 FULL CV-TECH IBC variable - transmission L / H / N / R / P
DRIVE TRAIN	2 wheel / 4 wheel drive, electric locking differential

SIZE / WEIGHT

LENGTH X WIDTH X HEIGHT	2350 x 1160 x 1400 mm (92.52 x 45.67 x 55.12 in)
WHEELBASE	1480 mm (58.27 in)
TRACK FRONT / REAR	920 mm / 880 mm (36.22 in / 34.65 in)
SEAT HEIGHT	880 mm (34.65 in)
GROUND CLEARANCE	270 mm (10.63 in)
FUEL TANK CAPACITY	18.5 L (4.89 gal)
DRY WEIGHT	360 kg (794 lb)
TOWING CAPACITY	680 kg (1500 lb)
FRONT/REAR RACK CAPACITY	55 kg (120 lb) / 110 kg (240 lb)

WHEELS

FRONT WHEELS	At Aluminum Alloy/Spoke Plate (12 x 6 in)
REAR WHEELS	At Aluminum Alloy/Spoke Plate (12 x 7.5)
FRONT WHEELS	AT 25 × 8-12 (ABUZZ CST 6 ply rating) 
REAR WHEELS	AT 25 × 10-12 (ABUZZ CST 6 ply rating) 





SUSPENSION / STEERING

FRONT SUSPENSION	8 in (20.32 cm) Travel
REAR SUSPENSION	9.1 in (23.11 cm) Travel
STEERING	Electronic Power Steering (EPS)






BRAKES

FRONT BRAKES	Hydraulic / Vented disc brake
REAR BRAKES	Hydraulic / Disc brake

STANDARD EQUIPMENT

- Passenger hold bar	- Skid plate and A-arm protectors	
- Passenger backrest	- 2500 lb winch	
- Storage under driver seat	- Extended fender	
- Steel front bumper 	- Hitch receiver	

STANDARD INSTRUMENTATION

- Numeric LCD dashboard	- Oil pressure indicator	- Flashers	
- Adjustable dashboard light	- Speed indicator	- Brake lights	
- Trip meter (RPM indicator, Voltage indicator, KM/MPH, odometer, Daily counter, Clock)	- 12V auxiliary plug	- Hazards	
- Fuel level indicator	- Head light (55 Watt, low or high intensity)	- Horn	
- Temperature indicator	- LED fog light	- Mirror	
	- Trailer connector		

AVAILABLE COLORS







TITANIUM GREY (PAINTED)		
ORANGE (PAINTED)		
BLUE (INJECTED)		
BLACK (INJECTED)		

Photo for illustrative purposes only. Subject to change without notice. Details in store.