

2016 ZFORCE 800EX EPS LX

PLUS \$5,450 OF
VALUE
WE GIVE YOU MORE

GET THE BEST STANDARD FEATURES!
OVER \$5,450 OF EXTRAS FOR
PERFORMANCE, SAFETY AND ACCESSORIES!
PLUS THE BEST WARRANTY IN THE INDUSTRY!



cfmoto.ca

 /CFMOTOCANADA

 More than 35,000 fans!
/CFMOTOCANADA

 **CFMOTO**
Canada 

Performance and comfort	\$2,100
Safety	\$1,050
Accessories	\$2,300

2016 ZFORCE 800EX EPS LX




**1 YEAR
FULL WARRANTY**



ENGINE

TYPE	V-Twin cylinders, 4 stroke, 8 valves
DISPLACEMENT	800 cc
BORE & STROKE	91 x 61.5 mm (3.58 x 2.42 in)
COMPRESSION	10.3 : 1
ENGINE BRAKE	Standard
FUEL SUPPLY	Electronic DELPHI injection
MAXIMUM TORQUE	72 N.m / 6000 rpm
MAXIMUM POWER OUTPUT	46 KW / 6700 rpm (62.6 HP / 6700 rpm)
COOLING SYSTEM	Liquid
IGNITION	DELPHI ECU
STARTING	Electric
BATTERY	30 Amp



TRANSMISSION

TRANSMISSION	 CV-TECH IBC variable L / H / N / R / P (lock shift system)
PROPULSION	2 wheel / 4 wheel drive, electric locking differential



SIZE / WEIGHT

LENGTH X WIDTH X HEIGHT	2870 x 1510 x 1830 mm (113 x 59.5 x 72 in)
WHEELBASE	2040 mm (80.3 in)
TRACK FRONT / REAR	1280 / 1230 mm (50.4 / 48.4 in)
SEAT HEIGHT	395 mm (15.06 in)
GROUND CLEARANCE	300 mm (12 in)
FUEL TANK CAPACITY	27 L (7.1 gal)
DRY WEIGHT	530 kg (1166 lb)
TOWING CAPACITY	680 kg (1500 lb)
REAR BOX CAPACITY	136 kg (300 lb)

WHEELS

FRONT WHEELS	 Aluminum rims (14 x 7 in)
REAR WHEELS	 Aluminum rims (14 x 8 in)
FRONT WHEELS	AT 26 x 9-14 (ABUZZ CST, 6 ply rating)
REAR WHEELS	AT 26 x 11-14 (ABUZZ CST, 6 ply rating)











SUSPENSION / STEERING

FRONT SUSPENSION	Double wishbone independent suspension Gas shock absorber with adjustable Rebound/Compression 
FRONT SUSPENSION TRAVEL	155 mm (6.10 in)
REAR SUSPENSION	Double wishbone independent suspension Gas shock absorber with adjustable Rebound/Compression 
REAR SUSPENSION TRAVEL	155 mm (6.10 in)
STEERING	Electronic Power Steering : Standard on LX model





BRAKES

FRONT BRAKES	Hydraulic disc brake
REAR BRAKES	Hydraulic disc brake

STANDARD EQUIPMENT

- Passenger hold bar	- Stainless rear/front bumper 
- Side doors (Net type)	- Stainless muffler 
- Adjustable steering	- Safety belts (4 points) 
- Cargo bin (Fix type)	- Extended fender 
- Storage under hood	- Rear 2" receiver 
- Glove compartment	- 3000 lb winch with remote 
- Cup holders	- Hand brake 
- ROPS Certification	- Skid plate and
- Lateral mirrors 	- A-arm protectors 
- Net for cargo box 	

STANDARD INSTRUMENTATION

- Numeric LCD dashboard	- 12V auxiliary plug
- Trip meter (RPM indicator, Voltage indicator, KM/MPH odometer, Daily counter, Clock)	- Head light LED (55 Watt, low or high intensity)
- Fuel level indicator	- Flashers 
- Temperature indicator	- Brake lights 
- Oil level indicator	- Hazards 
- Speed indicator	- Horn 

AVAILABLE COLORS

RED AND WHITE (PAINTED) with RED Mag 

BLACK AND WHITE (PAINTED) with TEAL mag 



Photo for illustrative purposes only. Subject to change without notice. Details in store.